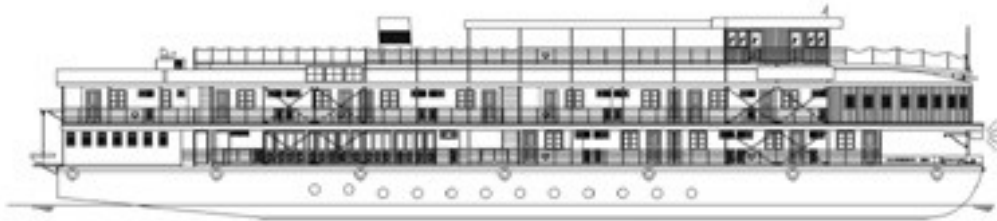
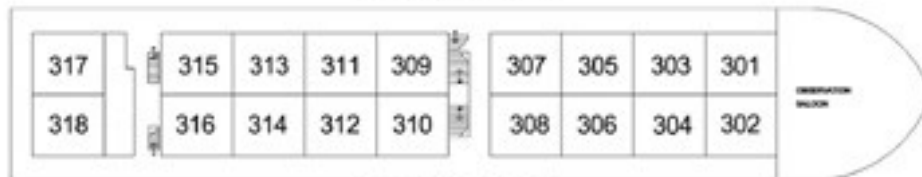


RV Tonle Pandaw

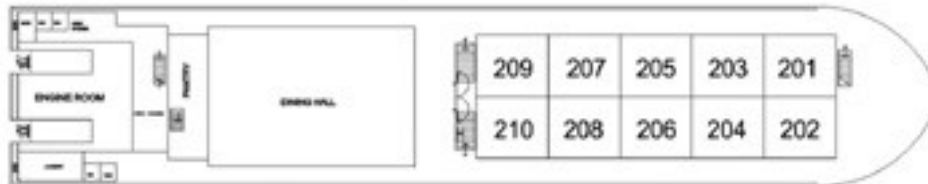
RV TONLE PANDAW



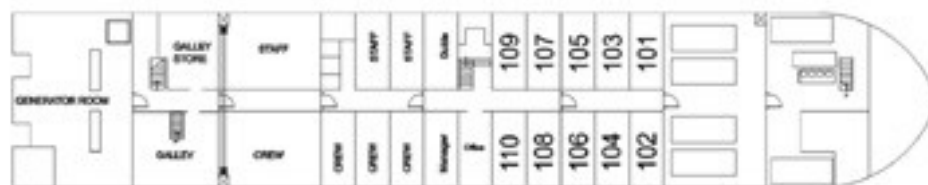
ELEVATION



UPPER DECK



MAIN DECK



LOWER DECK

Specification

Length

180ft / 55m

Beam

34ft / 10m

Draught

3ft / 90cm

Berths

66 pax

Decks

3: Main, Upper, Sun

Engines

2 x 400 bhp Cummins

Propulsion

Schotel outboard

Built

2002

Comms

Cell phones, Sat phones (where permitted by local authorities) VHF and SSB radio, internal phone system, PA system and tannoy system for navigation purposes.

Safety

Smoke detectors in all cabins and public places, emergency lighting and generator, fire pump, hydrants and hoses, fire extinguishers, life jackets for all on board and life rafts.

Navigation

Navigation lights, ships horn, searchlight, GPS, Radar (where permitted by local authorities).

Amenities

On board laundry, bakery, fully equipped galley and refrigeration units; air conditioning for all inside areas.

Water

Treatment plants for desalination, desedimentation and purification using UV and osmosis.

Sewage

Microbiotic treatment plants.

Class

Myanmar DMA Inland Water (based on Lloyds Inland Water Class).

Flag

Country flags in areas of operation.

Insurance

Ship Owners UK: P&I policies with over USD45 million per vessel.

Crew

28 per vessel of mixed Asian nationalities.

Management

European expatriate experts employed directly by Pandaw Cruises supervising experienced Asian Purser.